

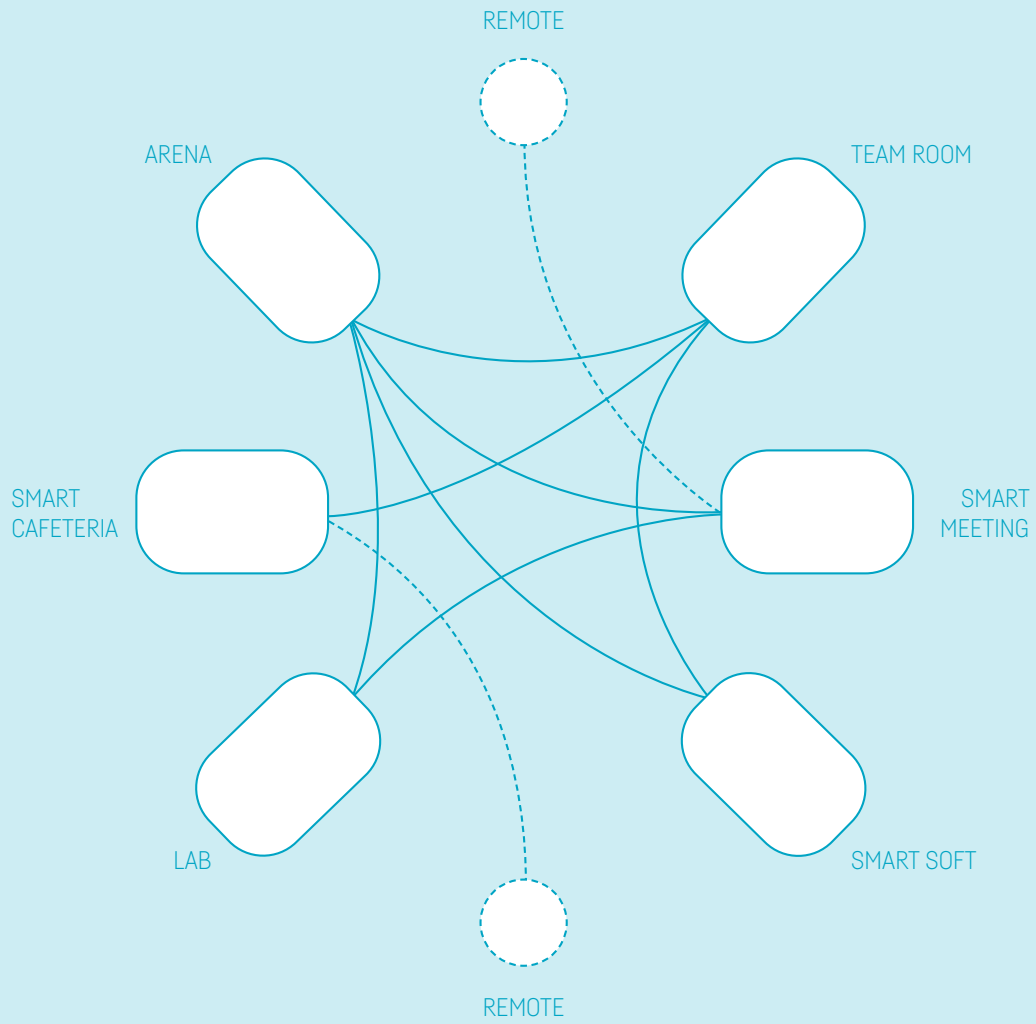
sedus

Collaboration & Beyond

Practical examples for
hybrid working environments




September 2022




Collaboration & Beyond

The hybrid workplace model unites the best of two worlds: Working in the office and mobile working. In this context, hybrid also means a mixture of analogue and digital, of formal and informal, of individual and team work. To make this work effective for everyone, the user and employee must be at the centre of all planning.

You will find configuration examples for different hybrid working environments on the following pages.




This booklet is an addition to the Sedus publication “Collaboration & Beyond”. It shows practical examples of the hybrid working environments described in detail in this document.



01

Page 6

Arena: Area equipped with a stage for presentations, a seating area with different heights and various seats and movable tables.



02

Page 12


Smart Cafeteria: An area with tables at different heights and a wide range of seating options. In offices, it is a place for socialising and informal work.



03

Page 18


Smart Soft: Furnished with comfortable furnishings, to be used for temporary, concentrated work. Furthermore, it provides equipment for spontaneous collaboration.



04

Page 24


Smart Meeting: Enhanced meeting rooms to facilitate the visual process. They are fitted with a variety of furniture to encourage participatory activities.



05

Page 30

Team Room: Rooms that serve the continuous work of a team on a specific project. They are characterised by a variety of furniture and equipment that allow the team to work independently throughout the day.



06

Page 36

LAB: An area characterised by flexibility and reconfigurability to incorporate different activities structured in phases of the workshop.

Using work settings

The worksettings shown have been planned by the Sedus planning experts and can be downloaded as 3D data from the Sedus website under Solutions.

There is a *Basic* and *Premium* work setting for each workspace. The *Basic* version offers functionality with attractively priced furnishings. The *Premium* version offers more extensive furnishings. For example, height-adjustable desks and upholstered chairs.

You can find and download the specific work setting on the Sedus website under the **WS number**.



Arena *Basic* (€)
WS-344



Arena *Premium* (€€€)
WS-345

Information can be found on media technology on Page 42.



01. Arena

The arena is the space for public debate and discussion. The function of this area is characterised in two ways. On a daily basis, the arena is used as an area for presentations, brainstorming or other project activities. Occasionally, it hosts events and debates that are attended by the general public. The arena has to provide tables, seating and equipment that can be easily moved and reconfigured to allow for different uses of the space. It must be equipped with intelligent technology that enables remote connection at all times.

Features:

- Information meetings and decision-making rounds with 9–12 people
- Prepared information is transmitted to the participants. The semicircular arrangement allows for good visibility of the presented content as well as mutual perception of the other participants in the discussion
- Required room size: approx. 7.3 x 6.1 m



Arena Basic (€)
WS-344



Arena Premium (€€€)
WS-345

Arena Basic

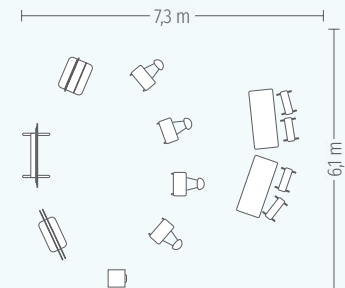
Furnishings

1. 4 x se:note
2. 2 x se:lab high desk 1400 x 600 mm, on castors
3. 4 x se:lab hopper
4. 1 x se:lab caddy
5. 1 x se:lab board M , 1 x se:lab board L
6. 1 x mobile personal storage unit
7. 1 x se:lab rack incl. 2 x se:lab board M
8. 1 x se:lab monitor caddy

Recommendation for media technology (see also Page 42)

- 1 x display up to 90" for se:lab monitor caddy
- 1 x wireless presentation gateway
- 1 x smart audio/video soundbar for BYOD meetings

Duration of use	Temporary
People	Community
Private sphere	Public, semi-private, private
Work mode	Presentation, exchange, training, pop-up brainstorming





Arena Premium

Furnishings

1. 3 x se:lab sofa
2. 2 x se:works assistant
3. 4 x se:assist lifting desk 700 x 700 mm, on castors
4. 4 x se:fit
5. 1 x mobile personal storage unit
6. 1 x se:lab caddy incl. 1 x se:lab board M , 1 x se:lab board L
7. 1 x se:lab rack incl. 2 x se:lab board M
8. 1 x se:lab monitor caddy

Recommendation for media technology (see also Page 42)

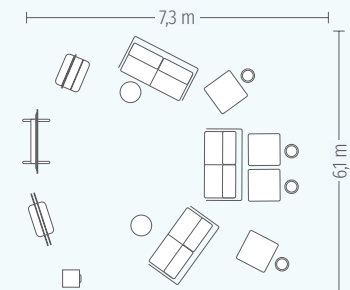
- 1 x display up to 90" for se:lab monitor caddy
- 1 x interactive display (65" digital flipchart)
- 1 x wireless presentation gateway
- 1 x smart audio/video soundbar for BYOD meetings

Duration of use Temporary

People Community

Private sphere Public, semi-private, private

Work mode Presentation, exchange, training,
pop-up brainstorming







02. Smart Cafeteria

The smart cafeteria is at the centre of the office functional network and is the social and meeting area. There are tables where people can work for a short time and also areas that promote collaboration. Company and public events for the internal community can be held here.

Features:

- Coordination and work meetings with max. 6 persons
- Various seating options enable creative collaboration in small groups as well as concentrated temporary individual work or an informal conversation during the break
- Required room size: approx. 9.8 x 7.5 m



Smart Cafeteria Basic (€)
WS-346



Smart Cafeteria Premium (€€€)
WS-347

Smart Cafeteria Basic

Furnishings

1. 8 x se:mood
2. 3 x se:assist
3. 2 x se:works assistant
4. 4 x TAKEoSEAT folding stool
5. 1 x se:lab rack incl. 1 x se:lab board M
6. 8 x se:spot bar stool skid high
7. 2 x se:lab high desk 1000 x 1800 mm
8. 1 x se:lab monitor caddy

Recommendation for media technology (see also Page 42)

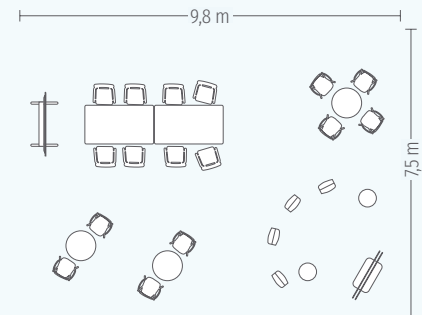
- 1 x display up to 90" for se:lab monitor caddy
- 1 x wireless presentation gateway
- 1 x smart audio/video soundbar for BYOD meetings


Duration of use Permanent

People Community, teams

Private sphere Public, semi-private

Work mode Informal work, exchange, networking,
confidential, pop-up brainstorming





Smart Cafeteria Premium

Furnishings

1. 8 x se:spot stack (stackable)
2. 3 x se:assist
3. 2 x se:works assistant
4. 2 x se:lab sofa
5. 1 x se:lab rack incl. 1 x se:lab board M
6. 5 x turn around high desk chair
7. 1 x mastermind flow high desk, 2900 x 1560 mm
8. 2 x se:fit
9. 1 x se:lab monitor caddy

Recommendation for media technology (see also Page 42)

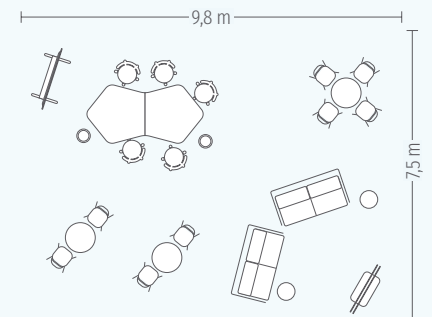
- 1 x display up to 90" for se:lab monitor caddy
- 1 x wireless presentation gateway
- 1 x smart audio/video soundbar for BYOD meetings

Duration of use Permanent

People Community, teams

Private sphere Public, semi-private

Work mode Informal work, exchange, networking,
confidential, pop-up brainstorming







03. Smart Soft

This is an area that complements other spaces. For some specific tasks, the team or individuals may move to this area for informal moments. This is where they can find a place of retreat, make phone calls and video conferences or work alone for short periods of time. The area has been designed to support spontaneous brainstorming and allow a moment of creativity and sharing to be generated from a discussion (also for mobile-working staff).

Features:

- Concentrated and confidential conversations with max. 4 people
- Static way of working in an atmosphere of concentration and contemplation
- Required room size: approx. 4.2 x 4.5 m



Smart Soft Basic (€)
WS-348



Smart Soft Premium (€€€)
WS-349

Smart Soft Basic

Furnishings

1. 2 x se:lab sofa
2. 2 x se:works assistant
3. 1 x se:lab monitor caddy

Recommendation for media technology (see also Page 42)

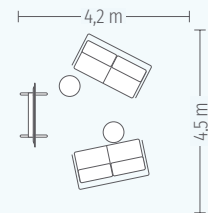
- 1 x display up to 90" for se:lab monitor caddy
- 1 x wireless presentation gateway
- 1 x smart audio/video soundbar for BYOD meetings

Duration of use Temporary

People One or more teams

Private sphere Private

Work mode Informal work, networking, exchange, confidential, creative and informal, pop-up brainstorming





Smart Soft Premium

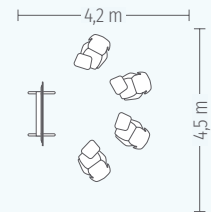
Furnishings

1. 4 x se:lounge with writing tablet
2. 1 x se:lab monitor caddy


Recommendation for media technology (see also Page 42)

- 1 x display up to 90" for se:lab monitor caddy
- 1 x wireless presentation gateway
- 1 x smart audio/video soundbar for BYOD meetings

Duration of use	Temporary
People	One or more teams
Private sphere	Private
Work mode	Informal work, networking, exchange, confidential, creative and informal, pop-up brainstorming







04. Smart Meeting

Intelligently equipped meeting rooms facilitate participation and dynamic interaction in group meetings. The meeting room must be set up and designed to allow for the displaying of content and free movement of group members at the same time. Creative meetings and presentations can be held with digital support even with participants who are not present on site.

Features:

- Project meetings and negotiation rounds with 5-8 people
- The orientation of the group towards a central interaction area enables intensive involvement of people who are spatially remote. It creates a partially dynamic way of working
- Required room size: approx. 6.6 x 4.3 m



Smart Meeting Basic (€)
WS-350



Smart Meeting Premium (€€€)
WS-351

Smart Meeting Basic

Furnishings

1. 1 x se:lab bench 3200 x 1400 mm
2. 8 x on spot cosy, on castors
3. 1 x se:lab caddy incl. 1 x se:lab board M , 1 x se:lab board L
4. 1 x mobile personal storage unit
5. 1 x se:lab rack incl. 2 x se:lab board M
6. 1 x se:lab monitor caddy

Recommendation for media technology (see also Page 42)

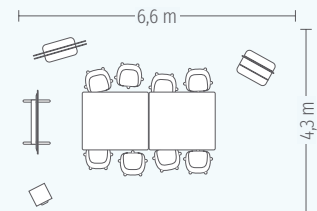
- 1 x display up to 90" for se:lab monitor caddy
- 1 x interactive display (65" digital flipchart)
- 1 x wireless presentation gateway
- 1 x smart audio/video soundbar for BYOD meetings

Duration of use Temporary

People Team

Private sphere Private

Work mode Presentation, confidential, training, brainstorming,
video brainstorming





Smart Meeting Premium

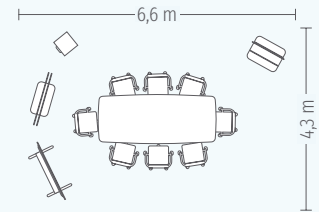
Furnishings

1. 1 x mastermind fold 2800 x 1200 mm
2. 8 x se:line, on castors
3. 1 x se:lab caddy incl. 1 x se:lab board M , 1 x se:lab board L
4. 1 x mobile personal storage unit
5. 1 x se:lab rack incl. 2 x se:lab board M
6. 1 x se:lab monitor caddy

Recommendation for media technology (see also Page 42)

- 1 x display up to 90" for se:lab monitor caddy
- 1 x interactive display (65" digital flipchart)
- 1 x wireless presentation gateway
- 1 x smart audio/video soundbar for BYOD meetings

Duration of use	Temporary
People	Team
Private sphere	Private
Work mode	Presentation, confidential, training, brainstorming, video brainstorming







05. Team Room

This space supports the process of extended collaboration for longer periods of time. It is a space that allows people to work together in different ways and also encourages regular changes of posture.

Features:

- Development and creative workshops with max. 8 people
- Development and further development of ideas, concepts and problem solving through dynamically changing work in the whole group as well as in small groups
- Required room size: approx. 7.5 x 6.0 m



Team Room Basic (€)
WS-352



Team Room Premium (€€€)
WS-353

Team Room Basic

Furnishings

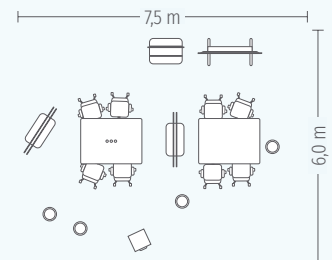
1. 2 x se:lab work & meet, 1600 x 1200 mm
2. 8 x se:motion net
3. 4 x se:fit
4. 1 x se:lab caddy incl. 2 x se:lab board M , 4 x se:lab board L
5. 1 x se:lab rack incl. 2 x se:lab board M
6. 1 x se:lab monitor caddy
7. 1 x mobile personal storage unit

Recommendation for media technology (see also Page 42)

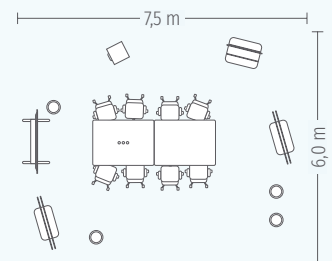
- 1 x display up to 90" for se:lab monitor caddy
- 1 x interactive display (65" digital flipchart)
- 1 x wireless presentation gateway
- 1 x smart audio/video soundbar for BYOD meetings

Duration of use	Permanent
People	Team
Private sphere	Private
Work mode	Team work, brainstorming, presentation, training, creative and informal, video brainstorming

Configuration option 1



Configuration option 2





Team Room Premium

Furnishings

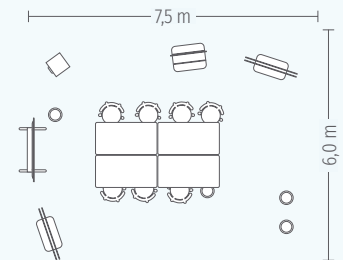
1. 4 x se:lab table board with a whiteboard surface
2. 8 x turn around
3. 4 x se:fit
4. 1 x se:lab caddy incl. 2 x se:lab board M , 4 x se:lab board L
5. 2 x se:lab rack incl. 2 x se:lab board M
6. 1 x se:lab monitor caddy
7. 1 x mobile personal storage unit

Recommendation for media technology (see also Page 42)

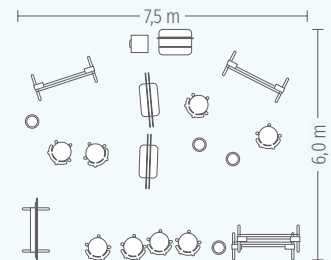
- 1 x display up to 90" for se:lab monitor caddy
- 1 x interactive display (65" digital flipchart)
- 1 x wireless presentation gateway
- 1 x smart audio/video soundbar for BYOD meetings

Duration of use	Permanent
People	Team
Private sphere	Private
Work mode	Team work, brainstorming, presentation, training, creative and informal, video brainstorming


Configuration option 1



Configuration option 2








06. LAB

Spaces that can be structured according to different approaches and processes and reconfigured as needed. The LAB is dedicated to workshops, taking on an important part in the process of collaboration, especially in the exploration and implementation of solutions.

Features:

- Lecture events with approx. 12 people
- Frontal information and knowledge transfer supplemented by in-depth discussions in smaller groups
- Required room size: approx. 7.8 x 5.8 m



LAB Basic (€)
WS-354



LAB Premium (€€€)
WS-355

LAB Basic

Furnishings

1. 6 x se:lab fold 1400 x 700 mm
2. 12 x se:spot stack
3. 1 x se:lab high desk 1000 x 600 mm, on castors
4. 1 x mobile personal storage unit
5. 1 x se:lab caddy incl. 1 x se:lab board M , 1 x se:lab board L
6. 1 x se:lab rack incl. 2 x se:lab board M
7. 1 x se:lab monitor caddy

Recommendation for media technology (see also Page 42)

- 1 x display up to 90" for se:lab monitor caddy
- 1 x interactive display (65" digital flipchart)
- 1 x wireless presentation gateway
- 1 x integrated collaboration solution with a room control system
- 1 x intelligent ceiling microphone array

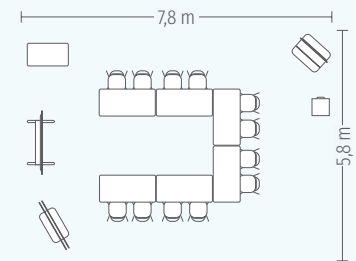
Duration of use Temporary

People Team

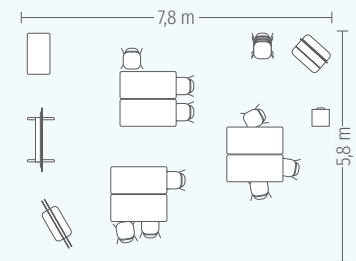
Private sphere Private

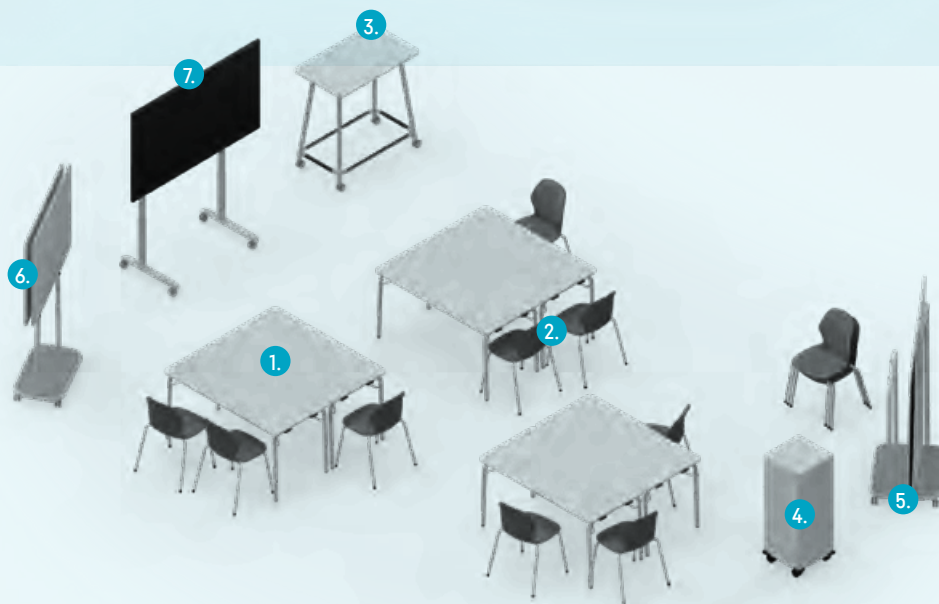
Work mode Training, brainstorming, presentation, creative and informal, video brainstorming, experiment

Configuration option 1



Configuration option 2





LAB Premium

Furnishings

1. 6 x se:lab table board
2. 12 x se:flex visitor chair, stackable
3. 1 x se:assist lifting desk 700 x 700 mm, on castors
4. 1 x mobile personal storage unit
5. 1 x se:lab caddy incl. 1 x se:lab board M , 1 x se:lab board L
6. 1 x se:lab rack incl. 2 x se:lab board M
7. 1 x se:lab monitor caddy

Recommendation for media technology (see also Page 42)

- 1 x display up to 90" for se:lab monitor caddy
- 1 x interactive display (65" digital flipchart)
- 1 x wireless presentation gateway
- 1 x integrated collaboration solution with a room control system
- 1 x intelligent ceiling microphone array

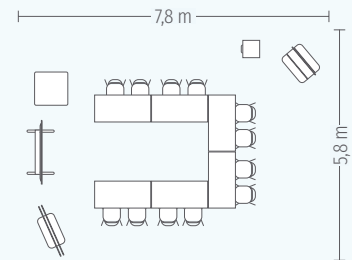
Duration of use Temporary

People Team

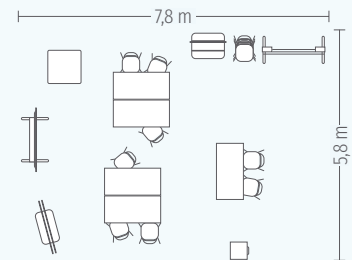
Private sphere Private

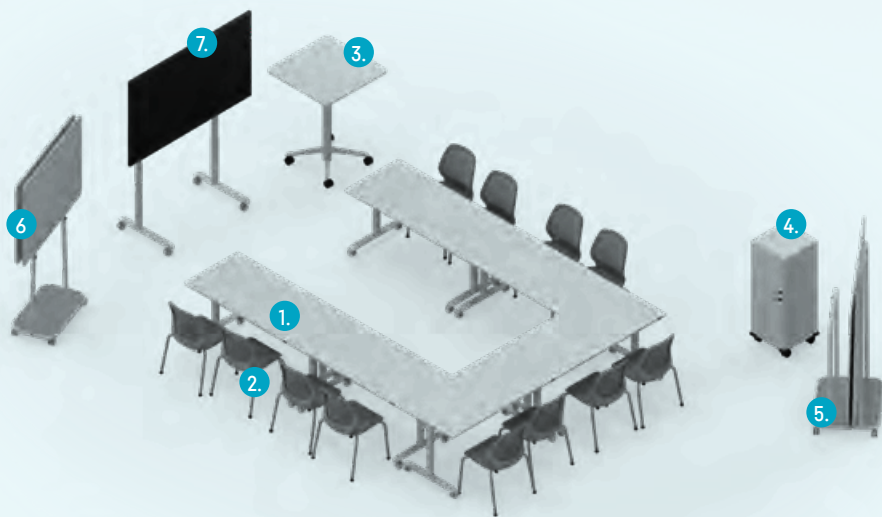
Work mode Training, brainstorming, presentation, creative and informal, video brainstorming, experiment

Configuration option 1



Configuration option 2





Media technology

There are countless possibilities for equipping offices and hybrid working environments with modern technology. The media technology shown in this brochure has been developed in cooperation with our network partners to suit the respective work settings.

We recommend professional advice from the media and information technology experts tailored to your individual needs.

Possible solutions:

- Interactive touchscreen solutions
- Media, image and sound control
- Room control and booking systems
- Video walls with interactive touch display
- Wireless content sharing
- Ceiling microphone
- Projectors
- Digital door labelling
- Plus many more



Do you need support in selection, planning and implementation?

The experts from Sedus Workplace Design Team will make it easy to create the perfect design for your office. From analysing the floor plan and designing the concept to choosing the colours from the suitable colour schemes – everything comes from a single source.



For more information, visit our website

